

ORDER FORM

- ORDER** e: roofsales@ultraframe.co.uk
- QUOTE** e: quotes@ultraframe.co.uk
- New Build Replacement Project

PLEASE SKETCH YOUR PREFERRED DESIGN HERE

- mark window, door & wall positions/types.

INDICATE ON DRAWINGS IF ANY PART OF THE PROJECT IS EXISTING

DIMENSIONS Internal frame to internal frame External fascia to external fascia

ACCOUNT No.

PLAN VIEW

Company Name

Order Number

JOB REFERENCE

Company Contact

Telephone No.

Email

Delivery Address

.....

.....

POSTCODE

Delivery Date Req

Quotation Ref

FRONT ELEVATION

CRITICAL INFORMATION

***Required for structural snow / wind loading**

Site Postcode

Roof Pitch

CUSTOMER NOTE: Please carefully read the Ultrarroof380 System Overview before filling in order details

HOW TO PLACE AN ORDER FOR ULTRARROOF380:

1. Sketch plan & elevations.
(If necessary, attach photos of existing property. Indicate on drawings if any part of project is existing).
2. Mark and caption the positions of all walls, brick piers, windows/doors, cut outs / intrusions.
3. Mark the preferred positions of any
a) roof windows
or b) rectangular glazed panels.
4. Upon placement of your Ultrarroof380 order, an order confirmation is generated which must be signed and emailed back.

LEFT ELEVATION

RIGHT ELEVATION

NOTES:

Please see p27 of Ultrarroof380 system overview guide for list of what IS / IS NOT included

Job No.:3598

DECIDE SOFFIT OVERHANG Select appropriate option from all options on page 2.

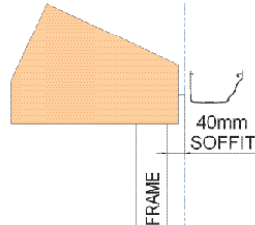
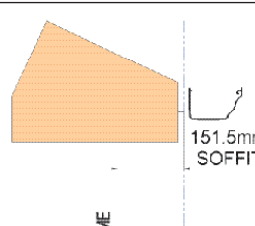
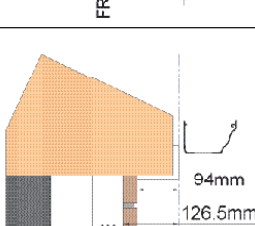
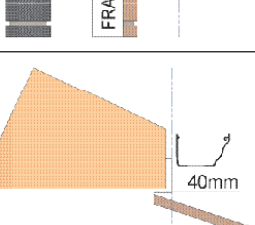
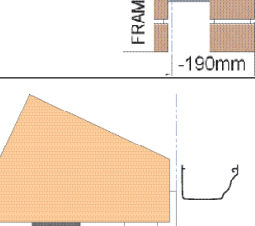
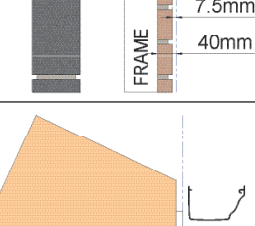
Please sign and return to
roofsales@ultraframe.co.uk

SIGNED

DATE

ORDER FORM

JOB REFERENCE

		SOFFIT WIDTHS		
	Corner condition LEFT mirrored for right	Soffit Relative to EXTERNAL BRICK (300mm Cavity wall)	SOFFIT RELATIVE TO EXTERNAL FRAME (70MM FRAMES)	Tick option used for this roof
Standard Soffit on frames		N/A	40mm	
Extended Soffit on frames		N/A	151.5mm	
Brick Option 1 aligns roof with inner leaf of 300mm wall		94mm	126.5mm	
Brick Option 2 ONLY used when roof is on a boundary wall		-190mm	40mm	
Brick Option 3 Maintains 40mm soffit relative to frame		7.5mm	40mm	
Brick Option 4 Maintains 40mm soffit relative to brick		40mm	72.5mm	

ORDER FORM

JOB REFERENCE

TILE COLOUR

- Carbon grey Harvest brown Terra brick

HIP AND RIDGE TYPE / FINISH

- Powder coated aluminium hip cap & ridge Hip & ridge tile in same material as Ultratile

- HIP / RIDGE COLOUR** Grey Brown Brick

ROOF VENTS (mark plan)

- Manual with brass Manual with chrome Electric switch/mechanism Electric with rain sensor / thermostat

FRAME STIFFENER (Always required on gable roofs, occasionally on large lean-to's - please confirm frame colour). See page 70 of system guide.

- Yes No External colour Internal colour

STRUCTURAL GALLOWS BRACKET FOR BOX BEAM

(if design needs one, check survey guide)

- QTY

Soffit size (if there is one)

GABLE RE-INFORCING BOX

(If ticked, please confirm frame colour)

- *See page 70 of system guide for guidance on need for gable re-inforcing box.

GLAZING OPTIONS (Please note: tiles under glass are grey. *Glazing options panels must be rectangular)

- Unglazed for 24mm units Conservaglass 4S Blue Conservaglass 4S Neutral

VELUX ROOF WINDOW (Velux windows not supplied. Velux products not included in price)

Please indicate positions on plan. NOTE: Ensure a Velux EDL flashing kit is ordered for each Velux window (not supplied).

- CK01 CK02 CK04 CK06

CORNICE (Curved ONLY)

- Yes No Grey White

SOFFIT

- White Black Grey Brown Caramel

GUTTER

- White Black Grey Brown Caramel

DOWNPIPE

- White Black Grey Brown Caramel

ANCILLARY EXTRAS

The installer is responsible for ensuring that where Ultrarroof380 is supported by means such as masonry or timber frame walls, the structure provides enough lateral support and resistance to wind uplift. Further guidance can be obtained through Ultrarroof380's technical documentation/guides. Ultraframe is not responsible for the structural adequacy of any existing building work used as part of an overall project. Whilst assistance is provided ultimate responsibility for securing Building Regulations lies with the retail installer.

For further guidance please contact the Technical Support Team on 01200 452918 or email techsupport@ultraframe.co.uk

Job No.:3598

Please sign and return to
roofsales@ultraframe.co.uk

SIGNED

DATE