

# ORDER FORM

- ORDER** sales@premierframes.co.uk  
 **QUOTE** sales@premierframes.co.uk  
 New Build     Replacement Project

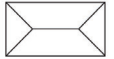
**Please sketch your Ultrasky lantern here.**

- Please note all dimensions are to external face of 70 mm timber kerb.

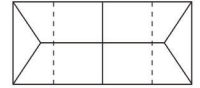
**PLAN VIEW**

example:

Typical design - Small



Typical design - Large



(Optional additional bars)

ACCOUNT No.

Company Name .....

Order Number .....

**JOB REFERENCE** .....

Company Contact .....

Telephone No. ....

Email .....

Delivery Address .....

.....

.....

**POSTCODE** .....

Delivery Date Req .....

Quotation Ref .....

**CRITICAL INFORMATION**

**\*Required for structural snow / wind loading**

\*Site Postcode .....

Please tick if height is greater than one storey.

Height above ground level.....

**CUSTOMER NOTE: Please carefully read the Ultrasky Lantern installation guide before filling in order details.**

**HOW TO PLACE AN ORDER FOR ULTRASKY LANTERN:**

1. Sketch plan & elevations.  
(If necessary, attach photos of existing property. Indicate on drawings if any part of project is existing).
2. Mark the preferred positions of any  
a) roof windows  
or b) rectangular glazed panels.
3. Upon placement of your Ultrasky Lantern order, an order confirmation is generated which must be signed and emailed back.

Job No.:3598

Please sign and return to  
sales@premierframes.co.uk

SIGNED .....

DATE .....

# ORDER FORM

**JOB REFERENCE** .....

**ROOF MATERIALS**

|          | PVCu White               | PVCu Painted Grey        | PVCu Black               | Aluminium 9003 White 80% gloss | Aluminium 7016 Grey 30% gloss | Aluminium 9005 Black 60% gloss |
|----------|--------------------------|--------------------------|--------------------------|--------------------------------|-------------------------------|--------------------------------|
| External | <input type="checkbox"/> | <input type="checkbox"/> | <input type="checkbox"/> | <input type="checkbox"/>       | <input type="checkbox"/>      | <input type="checkbox"/>       |
| Internal | <input type="checkbox"/> | <input type="checkbox"/> | <input type="checkbox"/> | <input type="checkbox"/>       | <input type="checkbox"/>      | <input type="checkbox"/>       |

Bespoke Colour

External .....

Internal .....

**ROTABOND SEALANT - MS POLYMER**

Black (NCGS001B)      No. Tubes Req: .....      N.B. For use with glass

**ROOF VENTS AND MECHANISM (mark plan)**

- PVC       One       Two       ALUMINIUM       One       Two  
 Manual with brass       Manual with chrome       Electric switch/mechanism       Electric with rain sensor / thermosta

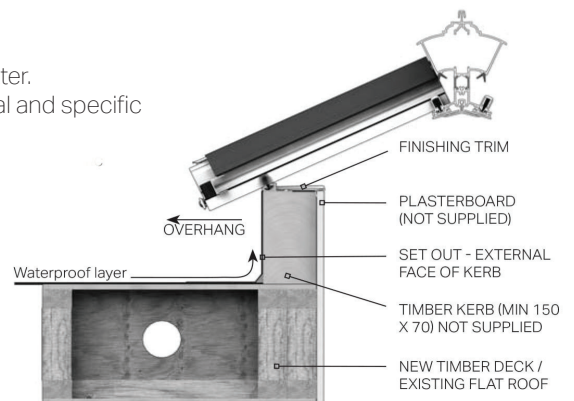
**GLASS OPTIONS - WARM EDGE SPACER**

- Ambi-Neutral 1.0       Ambi-Blue 1.0       Unglazed

**ANCILLARY EXTRAS**

**SPECIFICATION**

1. Set out is always measured to external face of timber kerb.
2. Timber kerb should be a minimum of 150 mm x 70 mm wide (not supplied).
3. Width up to 4000 mm. Length up to 6000 mm - nominal sizes (4000X5851 Ext kerb sizes).
4. Fixed pitch of 25 degree all round.
5. Double ended hipped (rectangle shape).
6. Supplied glazed or unglazed for 24 mm sealed units - glazing overhangs, no gutter.
7. We will always design with the minimum number of bars - if you require additional and specific bars, please mark on drawing above.



**DISCLAIMER**

The builder/installer is responsible for providing / checking structural timber deck Building Regulation applications MAY be needed depending upon application. In certain commercial applications, restrictions in the use of the product may apply.

**NOTE:** 2 weeks lead time from signed confirmation on Black Ali or painted PVCu Lantern and coloured roof vents.

Job No.:3598

Please sign and return to  
sales@premierframes.co.uk

SIGNED .....

DATE .....